



Wishlist Member WooCommerce Plus – Member Registration Add-On Manual

** Requires Wishlist Member WooCommerce Plus plugin*

Table of Contents

Use the quick navigation links below to get to the content you need quickly:

[Introduction to the Member Registration Add-On](#)

[Complete Activation Process Summary in 2 Steps](#)

[Step #1: Add-On License Activation](#)

[Step #2: Define the Membership Levels and / or Pay-per-posts](#)

[About HappyPlugins](#)

[Contact Information](#)

[Got Any Suggestions?](#)

Introduction to the Member Registration Add-On

Thank you for purchasing Wishlist Member WooCommerce Plus – Member Registration Add-On!

Wishlist Member WooCommerce Plus plugin integrates Wishlist Member and WooCommerce and allows you to create and add products to unlimited number of membership levels and / or paid posts when using the pay-per-post feature.

Important Note:

The purpose of Wishlist Member WooCommerce Plus plugin is **NOT** to protect WooCommerce products to be visible by members only, but to sell membership levels and / or pay-per-post content, while enjoying the advantages of the WooCommerce Platform.

Wishlist Member WooCommerce Plus – Members Registration Add-On allows you to automatically register members to any membership level / pay-per-post after purchasing a specific product from your WooCommerce store.

Complete Activation Process Summary in 2 Steps

Follow the steps below to have Wishlist Member WooCommerce Plus activated and fully function on your membership site.

Detailed information about each step will be given further down this manual:

[Step #1: Add-On License Activation](#)

The Member Registration Add-On **does not** have a zip file, just copy the license key from the purchase receipt sent to you by mail and paste it inside the Wishlist Member WooCommerce Plus plugin > under the Add-Ons tab.


[Step #2: Enable the Relevant Member Registrations](#)


Go to Wishlist Member Settings tab > Wishlist Member Registrations tab and choose the relevant membership level/s and / or pay-per-post/s to the product.

Step #1: Add-On License Activation

The Member Registration Add-On does not have a zip file, just copy the license key from the purchase receipt sent to you by mail and paste it inside the Wishlist Member WooCommerce Plus plugin > under the Add-Ons tab.

Your license key



 **HAPPY PLUGINS**
THE STORE

Hello Motti,

Thank you for purchasing with Happy Plugins Store!

The items you purchased are listed below, along with all file download links. These download links expire in 72 hours, please download your files right away!

Products

- **Wishlist Member WooCommerce Plus – Member Registration (AddOn)** – Single Website (Personal)
[wishlist-member-woocommerce-plus-members-registration-addon-manual](#)

—

IMPORTANT:
The Member Registration AddOn product is an add-on. In order to use it you need to get
[Wishlist Member WooCommerce Plus Plugin](#)
The Member Registration Add-On does not have a zip file, all you need to do to activate it is copy-paste the license key inside Wishlist Member WooCommerce Plus plugin under the Add-Ons tab

Your license keys (if any):
Wishlist Member WooCommerce Plus – Member Registration (AddOn) - Single Website (Personal): 37b5a [REDACTED] d9208

Invoice Information

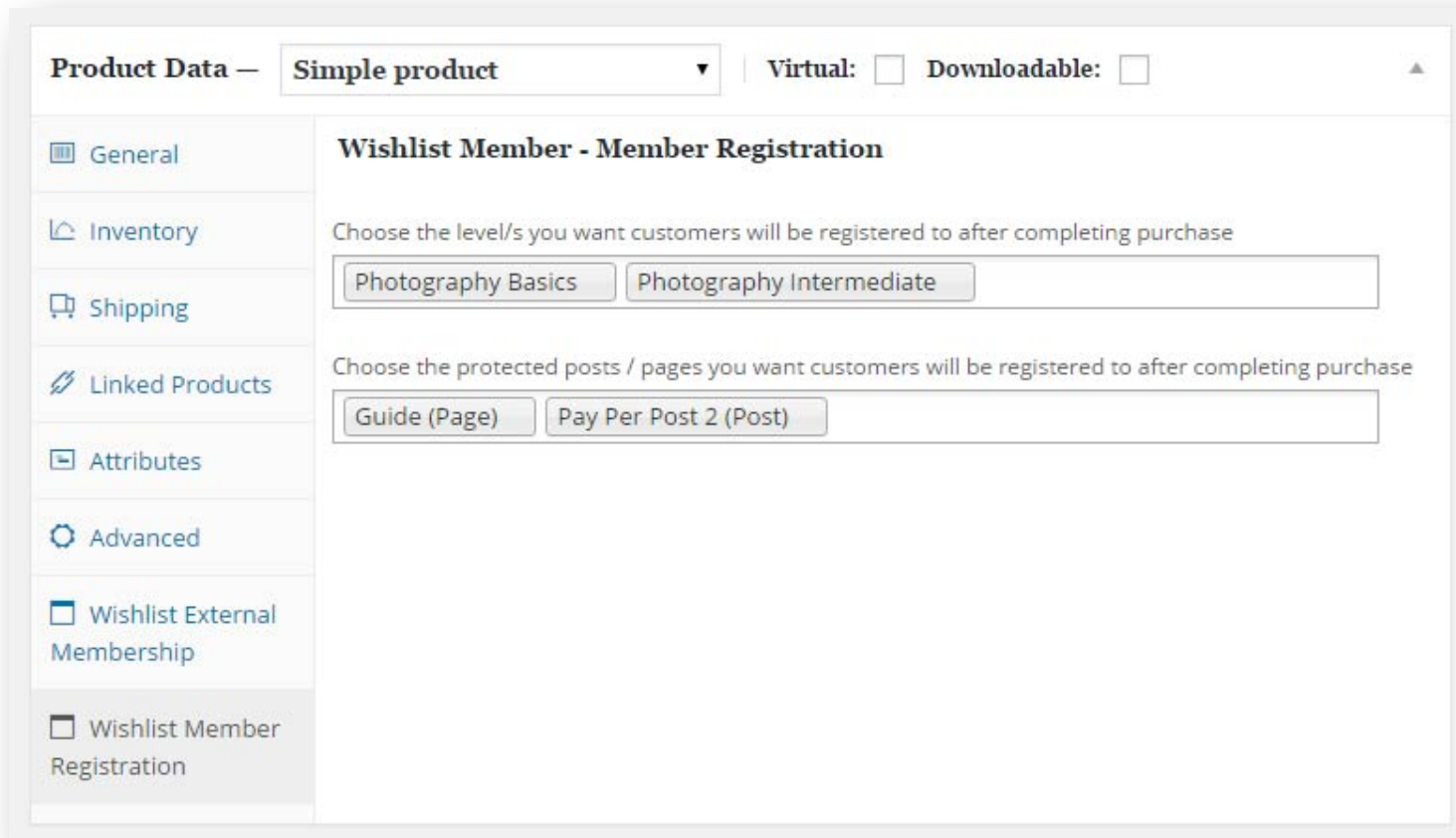
Invoice Date: 02/11/2015
Invoice #: c81c41df459ae1f916ca4db82e561d06
Purchase #: 17636
Payment Method: manual_purchases
Total price: \$0.00

Best regards,
The team at HappyPlugins

Step #2: Define the Membership Levels and / or Pay-per-posts

In order to automatically register customers to any Wishlist Member membership level/ and / or pay-per-post/s just follow these steps:

1. Go to the Products menu and click to edit the relevant product
2. Go to the Product Data Meta box > under the Wishlist Member Registration tab and choose the membership level/s and / or pay-per-posts as seen in the below screenshot:



The screenshot shows the 'Product Data' meta box for a 'Simple product'. The 'Wishlist Member - Member Registration' tab is active. It contains two sections for selecting registration options:

- Choose the level/s you want customers will be registered to after completing purchase:** This section has two buttons: 'Photography Basics' and 'Photography Intermediate'.
- Choose the protected posts / pages you want customers will be registered to after completing purchase:** This section has two buttons: 'Guide (Page)' and 'Pay Per Post 2 (Post)'.

On the left side of the meta box, there is a sidebar menu with the following items:

- General
- Inventory
- Shipping
- Linked Products
- Attributes
- Advanced
- Wishlist External Membership
- Wishlist Member Registration

At the top of the meta box, there are checkboxes for 'Virtual' and 'Downloadable', both of which are currently unchecked.

FAQS

What the Member Registration add-on adds to the basic functionality of Wishlist Member WooCommerce Plus plugin?

Wishlist Member WooCommerce Plus allows you to sell membership levels or pay-per-post content using the WooCommerce platform.

In Wishlist Member WooCommerce Plus a WooCommerce product is assigned to specific content and when a customer purchases this product he will also automatically have access to that membership level or the pay-per-post content.

Using the Member Registration add-on you can assign membership levels and / or pay-per-post content to regular WooCommerce products, even physical products and when the customer purchases the product he will also automatically be granted with access to the membership level/s and / or pay-per-post content that is defined in the product's settings.

Does the Member Registration Add-On supports pay-per-posts custom post types?

Just like the [Wishlist Member WooCommerce Plus](#) core plugin, the support of custom post types can be enabled using the dedicated [Custom Post Type Add-On](#).

Custom Post Types in Wishlist Member are handled differently and because not all Wishlist Member WooCommerce Plus users need this function we have added it as a dedicated add-on to lower the plugin's price.

What version of WooCommerce I need in order to use the plugin?

You will need to use WooCommerce version 2.3 and higher

Can I use only the Member Registration Add-On without purchasing Wishlist Member WooCommerce Plus?

No, the Member Registration Add-On is an addition to the main plugin; you must also purchase [Wishlist Member WooCommerce Plus](#) for the add-ons to work.

Does Wishlist Member WooCommerce Plus plugin have any conflicts with other plugins?

As far as we know, the plugin does not conflict with any other plugin. Wishlist Member WooCommerce Plus, as well as all its add-ons, keeps a very strict code method so the chances that it's causing any problem are very low. If you have any problems or conflicts, please contact the support department.

Does the plugin integrate with every membership site platform?

No, Wishlist Member WooCommerce Plus and the add-ons is Wishlist Member dedicated only.

I have more questions and I haven't found my answers, how can I contact you?

If you haven't found your answers in the product's page and in the guide, please contact [our support team](#) and we will get back to you shortly

About HappyPlugins

[HappyPlugins](#) was established in 2010 to develop plugins and extensions for the WordPress platform.

The majority of the plugins are developed as white label according to our clients' specific requirements.

In late 2010 we opened a new branch under HappyPlugins for developing Wishlist Member dedicated plugins called Wishlist Member Developers.

Our team here at [Wishlist Member Developers](#) develops commercial and custom plugins for the Wishlist Member platform.

Expertise

Our expertise includes:

- In depth knowledge and understating in the web industry
- UXI design and improvement
- Experience in traffic and media buying for large companies
- Subscription-based marketing and retention
- Conversions and flow design optimization

Contact information

[The Store](#)

Find unique WordPress plugins on our plugins' store. We have designed and developed hundreds of custom plugins and solutions for customers so far and are selling the best of them in our store.

[The Service](#)

Looking for a special solution for WordPress, one that will complete the missing puzzle piece in your website? Please send us your request and we promise to return to you no later than 72 hours.

[The Blog](#)

Interested in our development work or want to improve your WordPress development skills? Check our blog; there we publish unique prescriptive and sample codes from our own plugins.

Contact Support



Our support team is always available to help you with any question you may have.

All of our products include 3 months of free support. Any support after that period of time will be done in the community forums or as paid support.

Important:

Before contacting our support team, please check the following sources of information, as you may find the answer you are looking for there:

1. Make sure you are always using the latest version of the plugin
2. Go over the FAQs inside this manual or check the frequently asked questions section inside Wishlist Member WooCommerce Plus plugin's sales page (FAQs tab) on HappyPlugins.com
3. Go over the documentation of the plugin

Open a Support Ticket

If you haven't found your answer in any of the above sources, please open a support ticket through our support helpdesk and we will get back to you in the next 72 hours.

[Create a new ticket here](#)

Got Any Suggestions?

We are always looking for the next idea...

Do you have any ideas for new plugins?

We want to hear from you!

Please contact us and we might develop it as our next plugin.

[Contact us here](#)

Thanks!