



Wishlist Member WooCommerce Members Discounts Manual

Table of Contents

Use the quick navigation links below to get to the content you need quickly:

[Introduction to Wishlist Member WooCommerce Members Discounts](#)

[Complete Activation Process Summary in 4 Steps](#)

[Step #1: Plugin Download](#)

[Step #2: Plugin Installation & Activation](#)

[Step #3: License Activation](#)

[Step #4: Setup Your Products' Discounts](#)

[About HappyPlugins](#)

[Contact Information](#)

[Got Any Suggestions?](#)

Introduction to Wishlist Member WooCommerce Members Discounts

Thank you for purchasing Wishlist Member WooCommerce Members Discounts!

Wishlist Member WooCommerce Members Discounts allows you to grant your existing members with special discounts for products you sell through WooCommerce based on the membership level/s they are registered to.

This means that only customers who are also registered to your membership site will benefit from the discount, while your regular customers will pay the regular price.

Exclusive Features:

- **The Price Changes Automatically** – The product's price changes automatically according to the user's status, so if he is a regular customer he will see that the product costs X and if he is also a member he will see price Y
- **Per Product Discount** – The products' discounts are set per-product inside the product's settings, this way you have full control over the price of each and every one of your products
- **Per Membership Level Discount** – Not only are the discounts set per-product, but inside each product you can set different discounts to different membership levels
- **Set Any Price You Want (Lower / Higher)** – You are not limited to only granting discounts, in the "Discount Amount" field you can choose ANY price you want, even a price that is higher than the regular product's price, so for example:
 - Product's regular price – \$20
 - Basic level members pay – \$25 / 125%
 - Premium level members pay – \$15 / 75%
- **Fixed Price vs. Percentage Discount** – You can choose to set a fixed-price discount or a percentage of the price according to your needs
- **Supports Multiple Levels Users** – You can set the priority of each discount, so if your members are registered to more than one membership level they will get the discount according to the discount's priority

Complete Activation Process Summary in 4 Steps

Follow the steps below to have Wishlist Member WooCommerce Members Discounts activated and fully function on your membership site.

Detailed information about each step will be given further down this manual:

Step #1: Plugin Download

Download Wishlist Member WooCommerce Members Discounts plugin zip file from the Purchase Receipt you received to your email.

Step #2: Plugin Installation & Activation

Install Wishlist Member WooCommerce Members Discounts just like any other WordPress plugin from the Plugins menu > Add New.

Step #3: License Activation

Activate the plugin's license using the license key you received to your email and that can be also found inside your account at:

<http://happyplugins.com/your-account/>

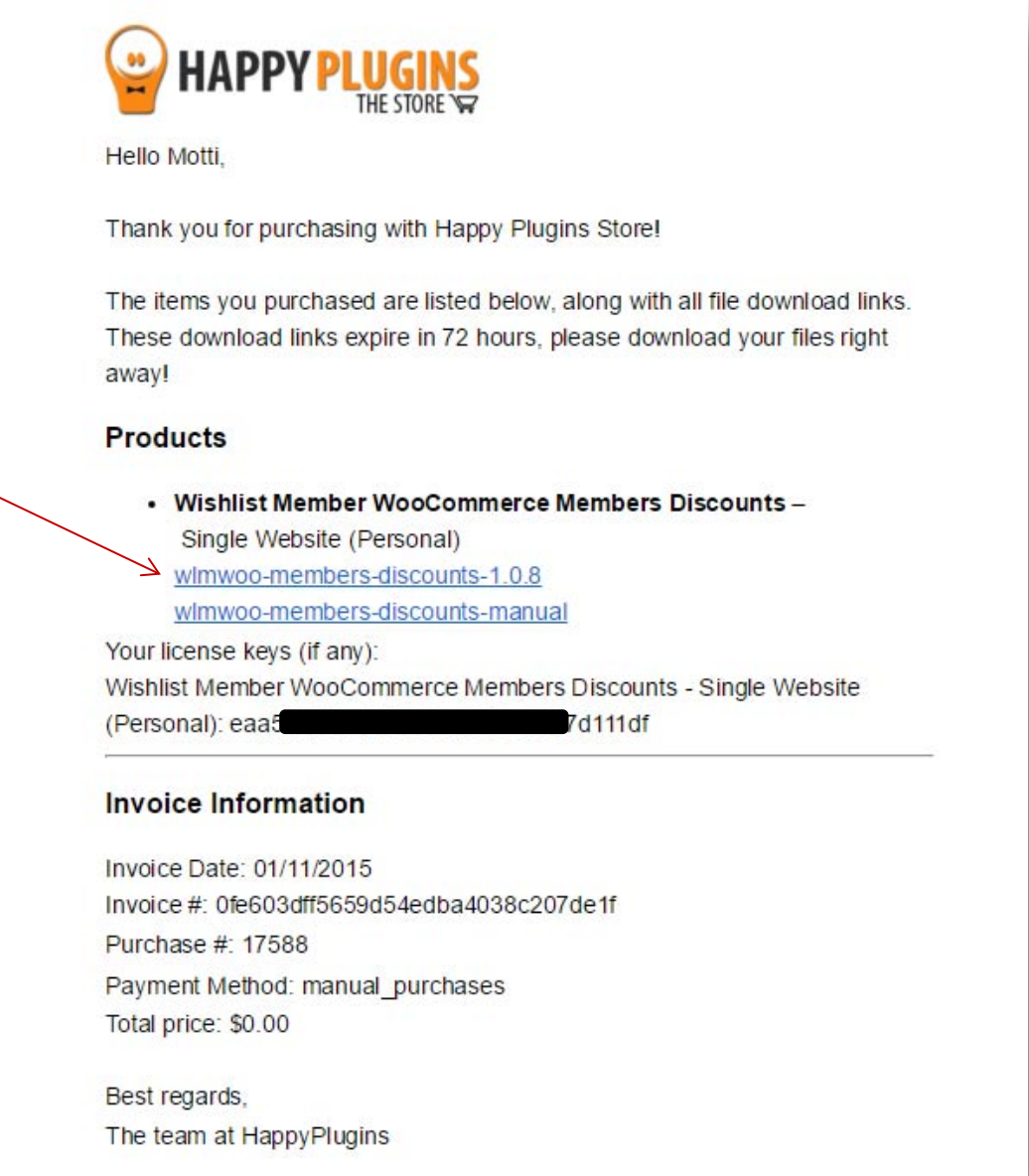
Step #4: Setup Your Products' Discounts

Go to the Products menu > Click "Edit" to edit the relevant product > Scroll down to the Product Data Meta box > Go to the WL Members Discounts tab > Set your discounts for the relevant membership levels.


Step #1: Plugin Download

Download Wishlist Member WooCommerce Plus plugin zip file from the Purchase Receipt you received to your email as seen in the screenshot below:

Click to download
the plugin's zip file



The screenshot shows an email from Happy Plugins Store. At the top is the logo, which consists of a lightbulb icon with a smiling face and the text "HAPPY PLUGINS THE STORE" with a shopping cart icon. The email content includes a greeting "Hello Motti," a thank you message, and a list of purchased items. One item is "Wishlist Member WooCommerce Members Discounts – Single Website (Personal)", with two download links: [wlmwoo-members-discounts-1.0.8](#) and [wlmwoo-members-discounts-manual](#). A red arrow points from the text "Click to download the plugin's zip file" to the first link. Below the links are license keys, and a section for "Invoice Information" with details like date, invoice number, purchase number, payment method, and total price. The email ends with "Best regards, The team at HappyPlugins".



Hello Motti,

Thank you for purchasing with Happy Plugins Store!

The items you purchased are listed below, along with all file download links. These download links expire in 72 hours, please download your files right away!

Products

- **Wishlist Member WooCommerce Members Discounts – Single Website (Personal)**
[wlmwoo-members-discounts-1.0.8](#)
[wlmwoo-members-discounts-manual](#)

Your license keys (if any):
Wishlist Member WooCommerce Members Discounts - Single Website (Personal): eaa5[REDACTED]7d111df

Invoice Information

Invoice Date: 01/11/2015
Invoice #: 0fe603dff5659d54edba4038c207de1f
Purchase #: 17588
Payment Method: manual_purchases
Total price: \$0.00

Best regards,
The team at HappyPlugins

Step #2: Plugin Installation & Activation

Wishlist Member WooCommerce Members Discounts plugin can be installed easily, just like any other WordPress plugin.

You can install it 2 ways:

1. Upload the folder found inside the zip file to your plugins' folder in your WordPress installation
2. Go to the plugins menu, click the "Add New" and choose the zip file you have downloaded

Step #3: License Activation

After you have installed and activated Wishlist Member WooCommerce Members Discounts, you will find the plugin's activation setting inside the WordPress menu under: WL Extensions > Wishlist Member WooCommerce Members Discounts.

To activate the plugin you have purchased, you need to insert the license number in the right place under "License Key" as seen in the screenshot below (explanation about where and how you can find your license key is in the next page):

Wishlist Member WooCommerce Members Discounts - Activate License

Fill in the license key for Wishlist Member WooCommerce Members Discounts.

(You can find the license key inside your account or in the email you got when you purchased Wishlist Member WooCommerce Members Discounts)

License Key Enter your license key

Activate License

Current License Status **Not Active**

Having License Problems?

This can be caused due to the following scenarios:

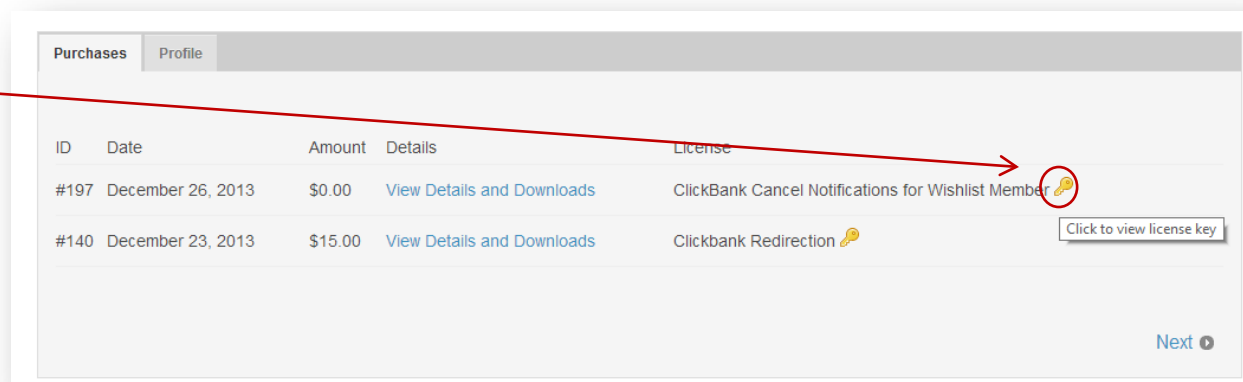
1. The license key you have entered is wrong – Copy the license key from your account in Happy Plugins Store
2. You have reached your license activation capacity – Please purchase more licenses



You can always buy more licenses for this product at: [Wishlist Member WooCommerce Members Discounts](#)


Finding Your License Key

You have 3 options to finding your licenses keys:

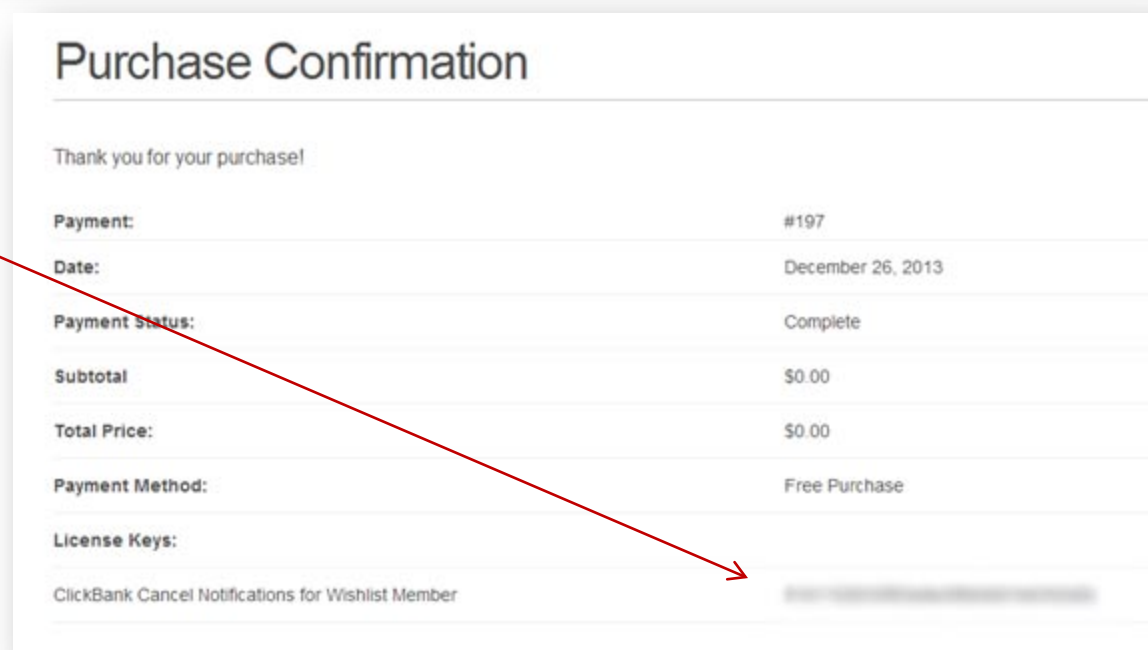
1. Go to My Account > Purchases and click on the key icon:



ID	Date	Amount	Details	License
#197	December 26, 2013	\$0.00	View Details and Downloads	ClickBank Cancel Notifications for Wishlist Member 
#140	December 23, 2013	\$15.00	View Details and Downloads	Clickbank Redirection 


Next 

2. When you finish the purchase process:




Purchase Confirmation

Thank you for your purchase!

Payment:	#197
Date:	December 26, 2013
Payment Status:	Complete
Subtotal	\$0.00
Total Price:	\$0.00
Payment Method:	Free Purchase
License Keys:	
ClickBank Cancel Notifications for Wishlist Member	

3. In the purchase receipt that was sent to your email:



Hello Motti,

Thank you for purchasing with Happy Plugins Store!

The items you purchased are listed below, along with all file download links. These download links expire in 72 hours, please download your files right away!

Products

- **Wishlist Member WooCommerce Members Discounts – Single Website (Personal)**
[wlmwoo-members-discounts-1.0.8](#)
[wlmwoo-members-discounts-manual](#)

Your license keys (if any):

Wishlist Member WooCommerce Members Discounts - Single Website (Personal): eaa5[REDACTED]d111df

Invoice Information

Invoice Date: 01/11/2015

Invoice #: 0fe603dff5659d54edba4038c207de1f

Purchase #: 17588

Payment Method: manual_purchases

Total price: \$0.00

Best regards,

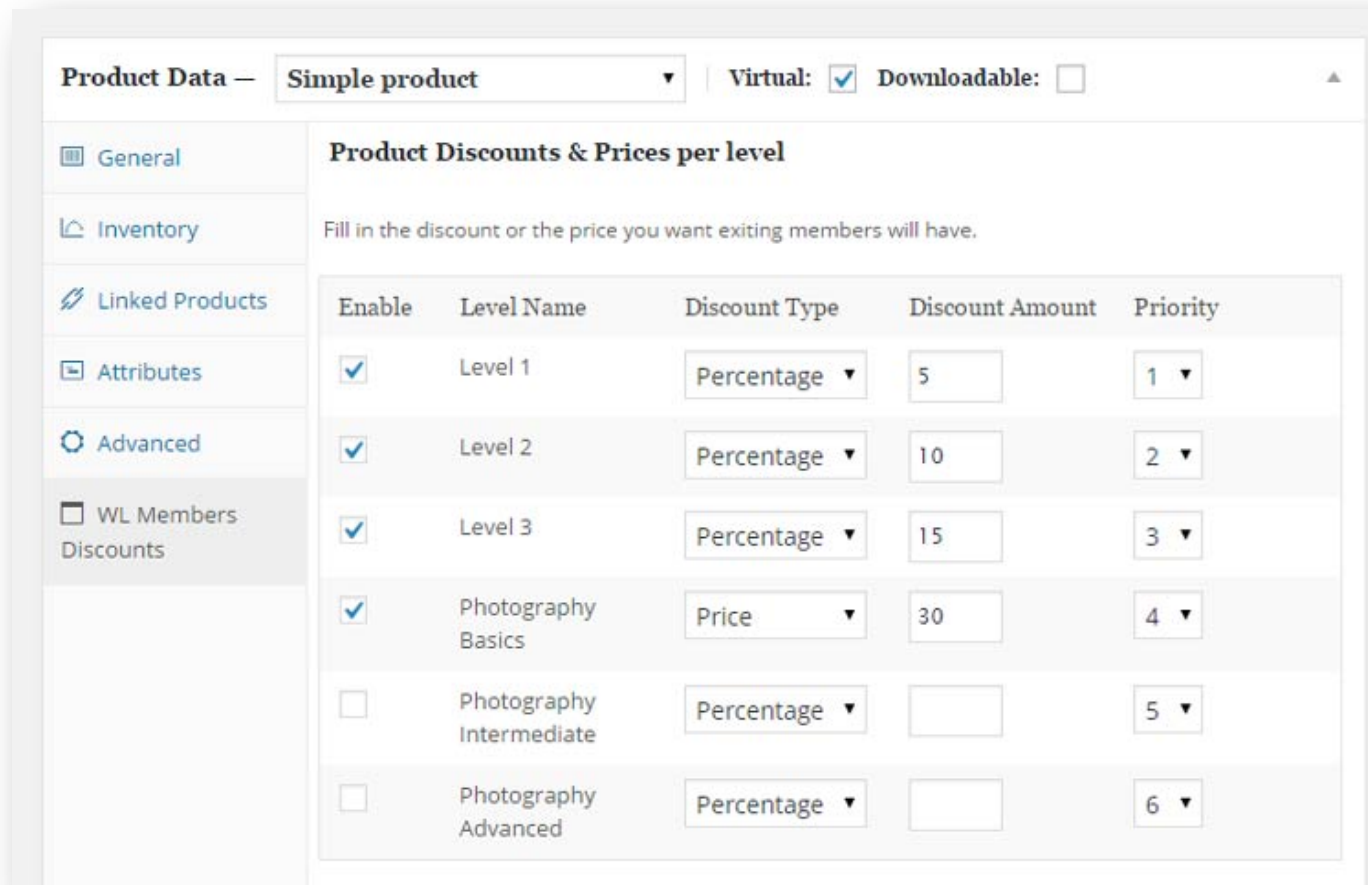
The team at HappyPlugins

Step #4: Setup Your Products' Discounts

Setting up the discounts is simple and requires only 3 simple steps:

1. Go to the Products menu and click Edit on the relevant product
2. Scroll down to the Product Data Meta box
3. Go to the WL Members Discounts tab and set your discounts for the relevant membership levels

This is how the WL Members Discounts tab looks like:



Product Data — Simple product Virtual: Downloadable:

General
Inventory
Linked Products
Attributes
Advanced
WL Members Discounts

Product Discounts & Prices per level

Fill in the discount or the price you want exiting members will have.

Enable	Level Name	Discount Type	Discount Amount	Priority
<input checked="" type="checkbox"/>	Level 1	Percentage	5	1
<input checked="" type="checkbox"/>	Level 2	Percentage	10	2
<input checked="" type="checkbox"/>	Level 3	Percentage	15	3
<input checked="" type="checkbox"/>	Photography Basics	Price	30	4
<input type="checkbox"/>	Photography Intermediate	Percentage		5
<input type="checkbox"/>	Photography Advanced	Percentage		6

FAQS

In order to use Wishlist Member WooCommerce Members Discounts must I also purchase Wishlist Member WooCommerce Plus?

The short answer is No, Wishlist Member WooCommerce Members Discounts is a stand-alone plugin.

However, if you do want to integrate Wishlist Member and WooCommerce and sell membership levels through the WooCommerce platform then we highly recommend you to get [Wishlist Member WooCommerce Plus](#) as its purpose is to easily integrate Wishlist Member and WooCommerce in 1-Click and it allows you to keep track of all your membership products from one place.

You can go over all the benefits of Wishlist Member WooCommerce Plus and see how you can benefit from it [in the product's page](#).

Can I set a higher price in the discounts tab?

Yes, you are not limited in any way to granting discounts, you can set different prices (fixed / percentage) to different membership levels so that some will even pay more than the product's regular price.

If members purchase multiple products with different priorities will this cause any conflict in calculating the prices in the cart?

No, because the member already sees the new price as it is calculated automatically with the discount, when he will add it to the cart, it will already include the appropriate discount.

Does the plugin have any conflicts with other plugins?

As far as we know, the plugin does not conflict with any other plugin. Wishlist Member WooCommerce Members Discounts a very strict code method so the chances that it's causing any problem are very low. If you have any problems or conflicts, please contact the support department.

What version of WooCommerce I need in order the plugin?

You will need to use WooCommerce version 2.3 and higher

Does the plugin integrate with every membership site platform?

No, Wishlist Member WooCommerce Members Discounts is a Wishlist Member dedicated plugin.

I have more questions and I haven't found my answers, how can I contact you?

If you haven't found your answers in the product's page and in the guide, please contact our support team and we will get back to you shortly

About HappyPlugins

[HappyPlugins](#) was established in 2010 to develop plugins and extensions for the WordPress platform.

The majority of the plugins are developed as white label according to our clients' specific requirements.

In late 2010 we opened a new branch under HappyPlugins for developing Wishlist Member dedicated plugins called Wishlist Member Developers.

Our team here at [Wishlist Member Developers](#) develops commercial and custom plugins for the Wishlist Member platform.

Expertise

Our expertise includes:

- In depth knowledge and understating in the web industry
- UXI design and improvement
- Experience in traffic and media buying for large companies
- Subscription-based marketing and retention
- Conversions and flow design optimization

Contact information

[The Store](#)

Find unique WordPress plugins on our plugins' store. We have designed and developed hundreds of custom plugins and solutions for customers so far and are selling the best of them in our store.

[The Service](#)

Looking for a special solution for WordPress, one that will complete the missing puzzle piece in your website? Please send us your request and we promise to return to you no later than 72 hours.

[The Blog](#)

Interested in our development work or want to improve your WordPress development skills? Check our blog; there we publish unique prescriptive and sample codes from our own plugins.

Contact Support



Our support team is always available to help you with any question you may have.

All of our products include 3 months of free support. Any support after that period of time will be done in the community forums or as paid support.

Important:

Before contacting our support team, please check the following sources of information, as you may find the answer you are looking for there:

1. Make sure you are always using the latest version of the plugin
2. Go over the FAQs inside this manual or check the frequently asked questions section inside Wishlist Member WooCommerce Members Discounts plugin's sales page (FAQs tab) on HappyPlugins.com
3. Go over the documentation of the plugin

Open a Support Ticket

If you haven't found your answer in any of the above sources, please open a support ticket through our support helpdesk and we will get back to you in the next 72 hours.

[Create a new ticket here](#)

Got Any Suggestions?

We are always looking for the next idea...

Do you have any ideas for new plugins?

We want to hear from you!

Please contact us and we might develop it as our next plugin.

[Contact us here](#)

Thanks!